

# Ash Class Newsletter

Autumn 2022

## Welcome

Welcome to the first Ash Class newsletter of the year. Newsletters are created termly to provide you with some information about what the children will be learning, and any other upcoming events. The children have had a fantastic first week in school. They have been exploring their learning areas, and getting used to the rules and routines of daily school life.

## Autumn Topic: Our House

Every term we have a different topic as the focus of our learning. This term the topic is 'Our House'. In this topic the children will learn all about the similarities between themselves and others, the importance of health and hygiene, about different families, and about the area that they live in. You can find more information about our learning on the last two pages of this newsletter.



## Read Write Inc

In a few weeks time children will start learning phonics through the Read Write Inc scheme. Each week they will be introduced to four new letter sounds. At the end of the week we will send home letter cards for you to use with your child at home, and I will post a video on Tapestry to demonstrate each sound and the accompanying actions.



## Tapestry

In Ash Class we use Tapestry to share images, videos and observations about what your child has been doing in school, but also to provide information about school events and your child's learning. You should have received an email about reactivating your Tapestry account. This is because your child's account from Acorns Pre- School has been transferred to the school. If you have not received the email then please let me know and I can generate a new password for you.

### Reading Books

Next week we will be sending your child home with a book from our class library. This book is for you to share with your child. We would like you to read the story to your child, and to discuss the events, characters and setting of the story. Your child will also bring home a Reading Record book. In the back of the book you will find some questions you could ask your child about the story. This will help them to develop their comprehension skills. Later on in the year, when your child has built up their letter sound recognition, we will begin to read books from the Read Write Inc scheme. At the end of each week we will send home the book we have been using in class for your child to read to you.



### Spare Clothes and Wellington Boots

It would be very helpful to have some spare clothes in school (particularly underwear) in case your child has an accident. These can be left on their peg and do not need to be brought backwards and forwards to school everyday. As we move into Autumn it would also be helpful to have a pair of wellington boots in school so that children can change into them when it is muddy or wet outside.

### School jumpers and cardigans

The children all look very smart in their new school uniform but please make sure that your child's jumper or cardigan is clearly named. We try to make sure that all children take the correct jumper or cardigan home with them, but it can be very difficult to tell the difference between them if they are not named.

### Reception Baseline Assessment

Over the next few weeks we will be completing the statutory Reception Baseline Assessment. This is a short assessment that the children will complete individually. The assessment focuses on literacy, communication, language and maths skills. You can find a Parent Guide to the assessment here

[https://assets.publishing.service.gov.uk/government/uploads/system/uploads/attachment\\_data/file/1074327/2022\\_Information\\_for\\_parents\\_reception\\_baseline\\_assessment.pdf](https://assets.publishing.service.gov.uk/government/uploads/system/uploads/attachment_data/file/1074327/2022_Information_for_parents_reception_baseline_assessment.pdf)

## Personal, Social and Emotional Development

- Establish routines and boundaries within school
- Develop relationships with adults and children
- Understand their likes and dislikes, and what they are good at
- Understand what makes a good friend
- Learn about families and people who care for us
- Understand the importance of healthy eating and hygiene
- Explore feelings and ways to manage uncomfortable feelings
- Learn how to cope with changes in routine
- Develop independence

## Communication and Language

- Listen and respond to stories, songs and rhymes
- Listen in different situations (whole class or small group discussions)
- Respond to simple instructions
- Use social phrases (e.g. greetings or answering the register)
- Recall information about stories they have heard
- Learn and use new vocabulary appropriately in their speech



## Physical Development

- Action songs and Storycises (stories and movement), Digit Disco
- Fine motor control (pattern marking, letter formation and name writing)
- Develop balance and control when using play equipment
- Develop drawing skills- drawing faces, and understanding how lines can be used to enclose a space
- Using one handed tools (paintbrushes, pens, scissors, hole punches, knives for cutting)

## Maths

- Number songs and rhymes
- Say number names in order from 0 to 10
- Accurate counting of objects
- Match objects and sorting into groups
- Compare and order objects according to size
- Recognition of numbers to 5 and understanding their composition (e.g. 4 can be made up of  $3 + 1$  or  $2 + 2$ )
- Know the number that is 1 more or 1 less than a given number
- Know addition and subtraction facts to 5 (e.g.  $4+1=5$ ,  $5-4=1$ )
- Recognise, continue and create repeating patterns
- Recognise, name and describe 2D and 3D shapes

## Literacy

- Use story language and knowledge in play
- Play clapping syllable games
- Match rhyming words
- Hear and identify the initial sound in a word
- Recognise RWI Set 1 sounds (m,a,s,d,t,i,n,g,o,c,k,u,b,f,e,l,h,sh,ck,r,j,v,y,w,th,z,ch,qu,x,ng,nk)
- Orally blend sounds (e.g. know that c-a-t is cat)
- Blend sounds to read CVC words
- Segment sounds to spell CVC words (spell out words)
- Use mark making to demonstrate meaning
- Form some letters and continue to develop letter formation skills
- Learn to write their own name






## Focus texts:

This Is Our House by Michael Rosen

What Makes Me a Me? by Ben Faulks

In Every House on Every Street by Jess Hitchman

There's a House Inside My Mummy by Giles Andreae



## Understanding the World

- Use the senses to explore the world around them
- Know and understand that there are four seasons and some of the changes that occur, including changes that occur when it is cold
- Compare similarities and differences between themselves and others
- Understand the idea of community e.g. the school community or the wider community
- Understand the concept of 'home' and understand how these are all different
- Talk about members of their family and their own family history
- Understand how they have changed over time
- Know where they live and the local area surrounding the school
- Create simple maps using symbols to show different features of the local area



## Expressive Arts and Design

- Sing songs and experiment with playing musical instruments
- Name colours and understand colour mixing
- Join in with action songs moving body with control
- Respond to music through movement and dance
- Add a storyline to their play in both role play and small world play activities
- Use different resources in their play
- Create paint and collage portraits
- Draw a face including representing different expressions
- Fruit printing
- Role play area: Home corner and Baby Clinic



## R.E.

- Autumn 1: Why is the word God important to Christians?
- Autumn 2: Why do Christians perform a Nativity at Christmas?